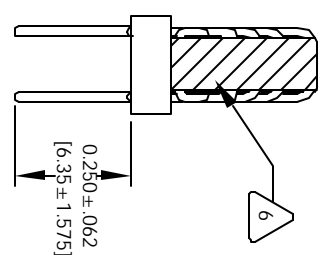
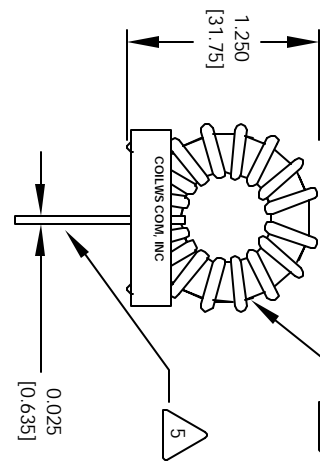
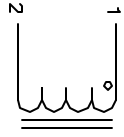


The information contained in this drawing is the sole property of CWS Coil Winding Specialist. Any reproduction in part or whole without written permission of CWS Coil Winding Specialist is prohibited.

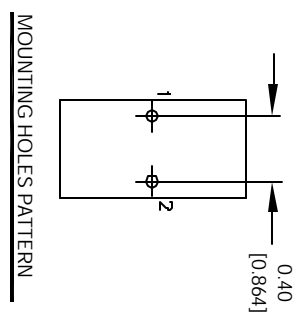
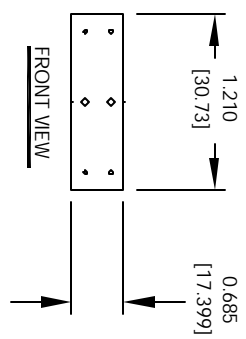
REVISION HISTORY

REV	ECN	DESCRIPTION	DATE	BY	CHK	DATE
A		PRE-PRODUCTION RELEASE	7/13/04	JLU		7/14/04



FRONT VIEW

SIDE VIEW



MOUNTING HOLES PATTERN

6 USING A PERMANENT MARKING METHOD MARK PART NUMBER AND REVISION, IF APPLICABLE IF NEEDED, WRAP INDUCTOR WITH GLASS TAPE TO THE CORE

5 MUST REST FLAT ON PCB. LEADS MUST BE TANGENT FLUSH WITH THE COIL EDGE, AS SHOWN (I.E. COIL REMOVE INSULATION AND TIN LEADS 0.50 INCH

4 WIND COILS EVENLY SPACED AROUND THE CORE CONSTRUCTION:

3 HI-POT TEST FOR WINDING TO CORE ISOLATION = 500VDC MIN  
 CURRENT RATING : 2.1 AMPS, 40 °C TEMP. RISE, NO AIR FLOW  
 DCR = 240.0 MILLI-OHMS MAX.  
 DC BIASED = 2.1 AMPS, INDUCTANCE = 605 UH  
 DC BIASED = 2.5 AMPS, INDUCTANCE = 600 UH  
 INDUCTANCE = 750 UH +-10% @ LOW DC BIAS, 1 KHZ, 250mV  
 SPECIFICATIONS:

2 WIRE: UL RECOGNIZED 200°C RATED MAGNET WIRE  
 CWS BYTEMARK OR OTHER APPROVED PART  
 CORE: COATED HIGH FLUX TOROIDAL CORE

1 RATING CLASS B (130°C MIN.) REQUIRED  
 MATERIAL: UL RECOGNIZED 94V-0 FOR FLAMMABILITY

NOTES: TOROIDAL POWER CHOKE. ALL DIMENSIONS IN INCHES

CODE IDENT	MFG. P/N	DESCRIPTION	ITEM NO.
AUTOCAD	X		
SOLIDWORKS			
SIGN	DATE	PARTS LIST	
DATE	DATE	CWS Coil Winding Specialist.	
		1510 E. Edinger Ave.	
		Unit B, Santa Ana, CA, 92705	
TITLE:		Toroidal Power Chokes	
DRAWN		Toroid Inductor	
RRR	7/13/04		
DRG	7/13/04		
JLU	7/13/04		
CHK	7/13/04		
APP	7/13/04		
JLU	7/13/04		
SIZE	DRW. NO.		REV
B	MHF229-751M-2.1A		A
SCALE			
2=1			
		SHEET 1 OF 1	